

DT80 SPYDER



219 East Madison St.
Dublin, GA. 31021
678-302-0382

STANDARD FEATURES

High Torque Drive system
Extreme Gradeability - market leading
Rear Oriented Boom position
Auto Levelling Basket
Maximum Approach Angle - market leading
OSHA and ANSI 92.20 Standards certified
Dual Power Sources - Diesel Engine & standard 110V/60Hz Electricity
High Pressure Water/Air connection to Basket
110V Power Supply to the Basket
Automatic Stabilization
Negative Working Height - market leading
Remote Management and Diagnostic software
Radio Control
Up & Over - market leading
Invisible Boom

ADDITIONAL/OPTIONAL FEATURES

Non-marking Tracks	Custom Paint Options available (Upper and Lower sections)
Brushes for Boom Protection	Additional 2-year warranty (For a full 3-year total)
Optional 1 Man Basket	Cage for materials handling
Optional Cages	Extra Large Basket
Optional Crane Hook	Fibreglass Basket
Auto-close Functionality	Hook & Crane certification

 **LITHIUM** version available



TECHNICAL SPECIFICATIONS

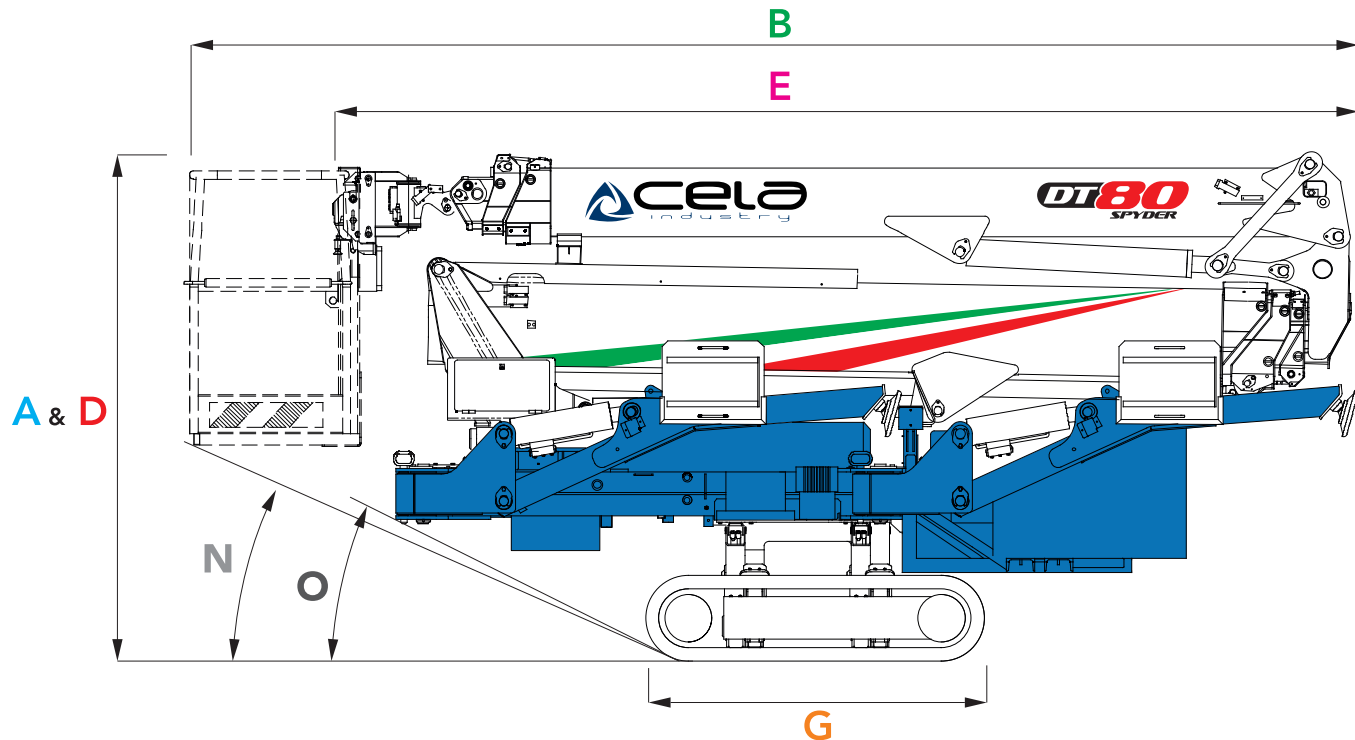
MEASUREMENTS

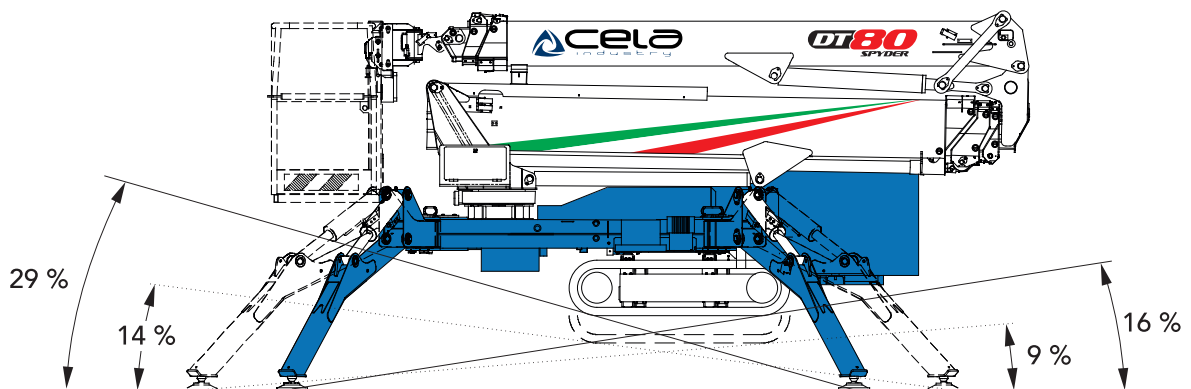
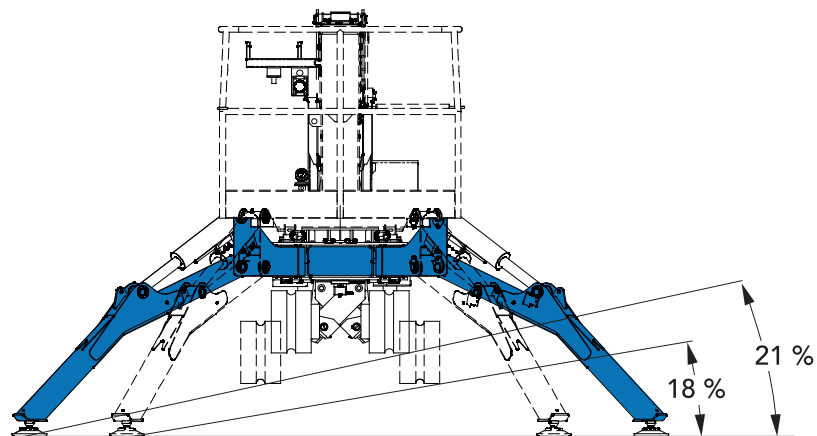
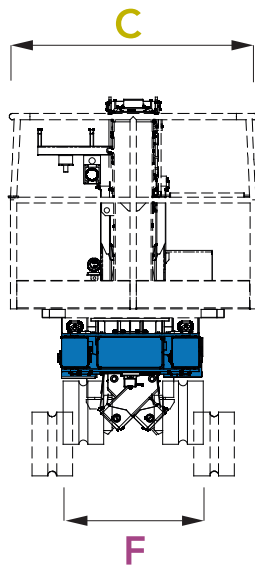
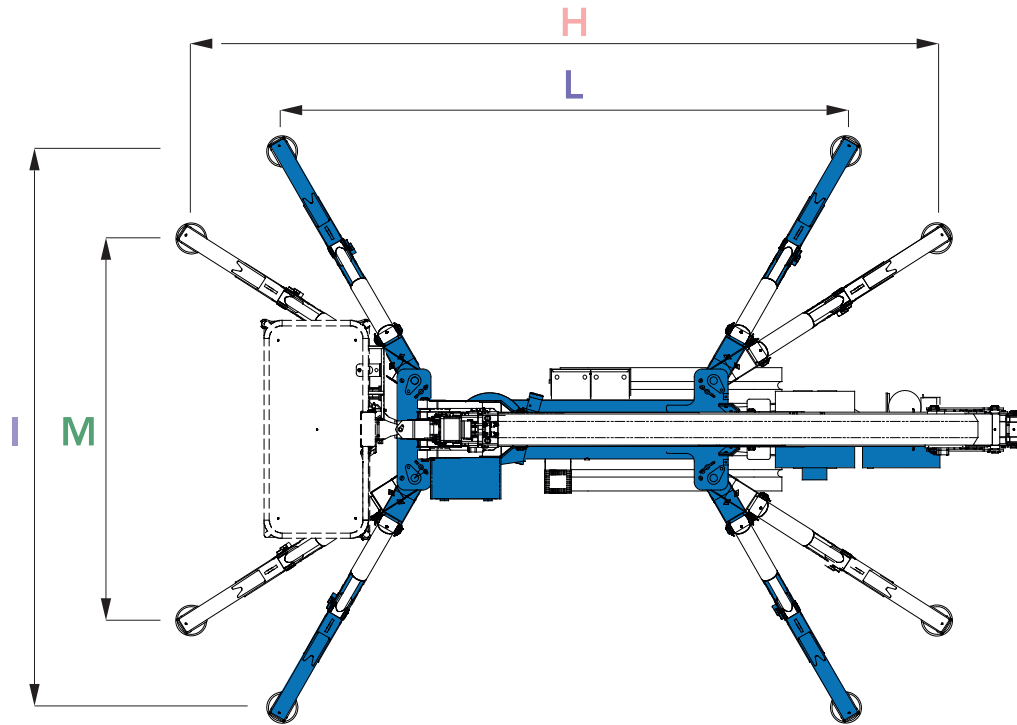
A	Height Stowed with basket	7' 1"
B	Overall Length with basket	16' 2"
C	Overall Width with basket	4' 7"
D	Height Stowed without basket	6' 6"
E	Overall Length without basket	14' 2"
F	Overall Width without basket	2' 8"
G	Track L x W	4' 8" x 3' 9"
H	Length outrigger footprint. Standard	12'
I	Width outrigger footprint. Standard	11' 10"
L	Length outrigger footprint. One side narrow	15' 10"
M	Width outrigger footprint. One side narrow	8' 1"

Total weight	6503 lbs
Live load in travelling position	0.624 psi
Live load in working position	0.363 psi

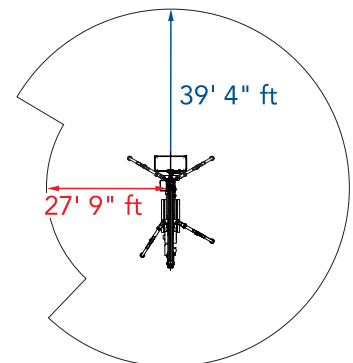
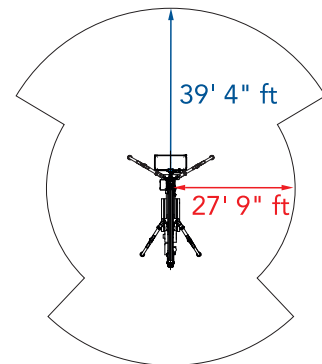
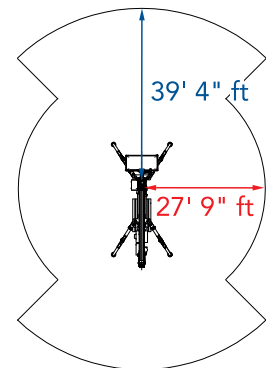
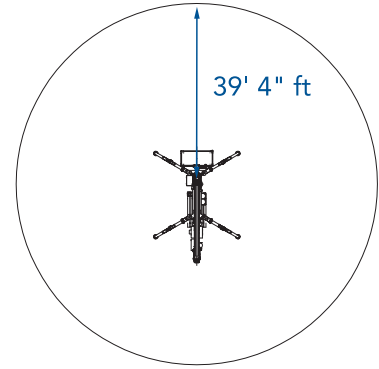
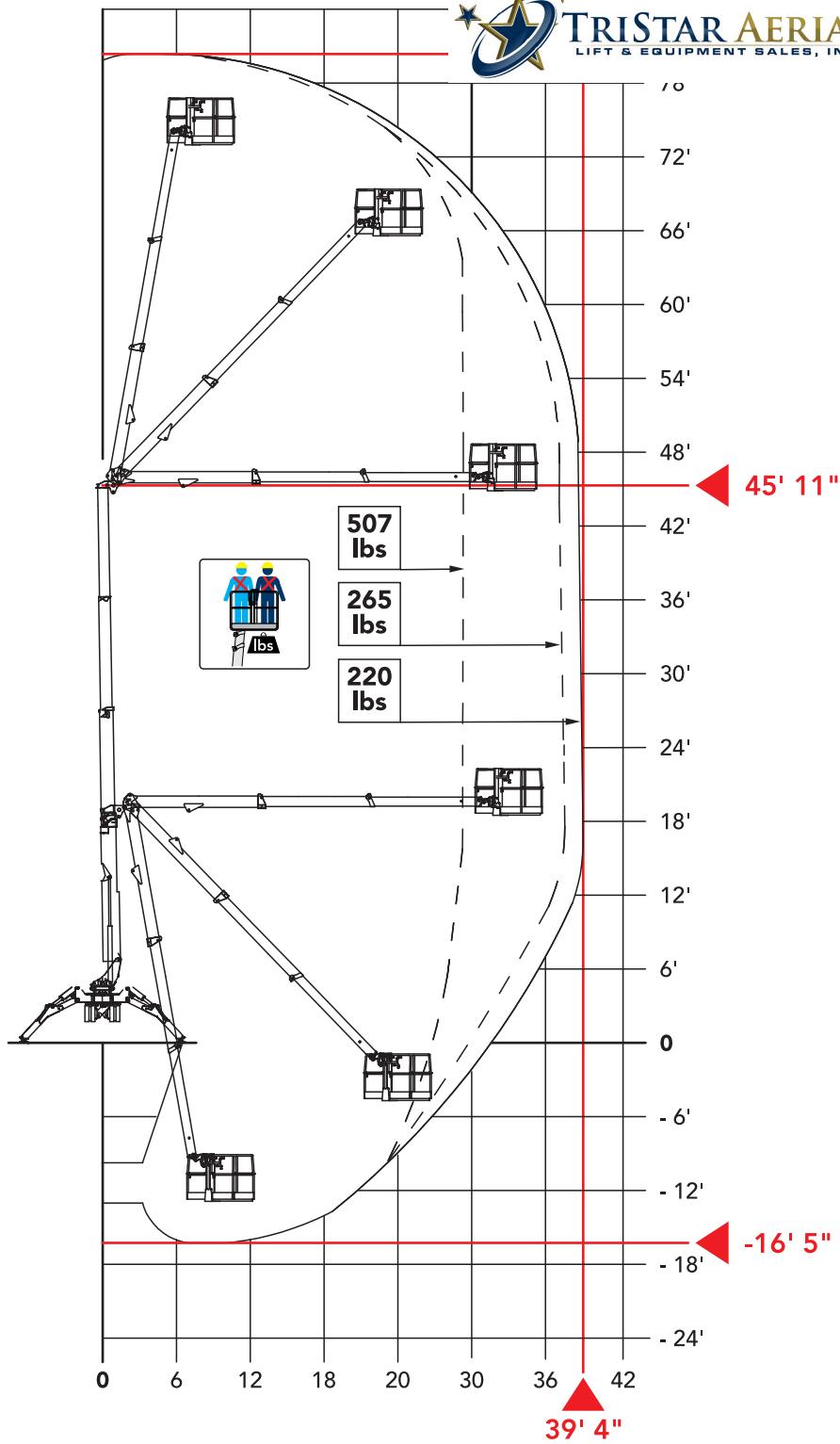
PERFORMANCE

Platform working height (max)	79' 5"
Horizontal outreach (max)	39' 4"
Negative work	- 16' 5"
Up & over clearance	45' 11"
Basket Capacity	507 lbs
Hook Capacity	573 lbs
Basket rotation	180°
Turret rotation	720°
Gradeability (max)	49 %
Angle of Approach (max with Basket)	42 %
N Angle of Approach (max without Basket)	49 %
O Max Slope Angle for Stabilization	29 %
Dual power sources	Diesel / 110V electricity
Travel speed	0.70 mph





720° CONTINUOUS



RADIO CONTROL

<p>We fly all over</p> <p>39' 4" ft</p> <p>45' 11" ft</p>	<p>Authorized height landing</p> <p>Authorized height landing</p>
<p>Multipurpose lifting options</p> <p>2' 3" ft</p> <p>4' 6" ft</p> <p>5' 9" ft</p>	<p>Like an elevator</p> <p>45' 11" ft</p>

