

# DIECI

A M E R I C A S  
TELEHANDLERS



100.10

120.10

190.10

210.10

HERCULES

## PERFORMANCE

Machine model	HERCULES 100.10	HERCULES 120.10	HERCULES 190.10	HERCULES 210.10
Maximum capacity	22046 lb (10000 kg)	26455 lb (12000 kg)	41888 lb (19000 kg)	46290 lb (20997 kg)
Maximum lifting height on wheels	31,2 ft (9,50 m)	31,2 ft (9,50 m)	33,5 ft (10,20 m)	33,5 ft (10,20 m)
Maximum horizontal extension on wheels	16,7 ft (5,1 m)	16,7 ft (5,1 m)	16,9 ft (5,2 m)	16,89 ft (5,1 m)
Fork swiveling angle	144°	144°	120°	120°
Pull-out force	21806 lbf (9700 daN)	21806 lbf (9700 daN)	36419 lbf (16200 daN)	42489 lbf (18900 daN)
Towing force	24729 lbf (11000 daN)	24729 lbf (11000 daN)	43838 lbf (19500 daN)	43838 lbf (19500 daN)
Maximum climb angle	0,36	0,36	0,365	0,365
Unladen weight	35274 lb (16000 kg)	37038 lb (16800 kg)	54013 lb (24500 kg)	60627 lb (27500 kg)
Max speed (referred to wheels with maximum permitted diameter)	21,7 mph (35 km/h)	21,7 mph (35 km/h)	14,3 mph (23 km/h)	14,3 mph (23 km/h)

## BOOM

Machine model	HERCULES 100.10	HERCULES 120.10	HERCULES 190.10	HERCULES 210.10
Lifting	16,5 s	19,0 s	20,0 s	25,2 s
Getting off the basket	13,2 s	15,2 s	20,5 s	23,5 s
Extension	13,2 s	13,2 s	20,1 s	20,1 s
Retraction	8,3 s	8,3 s	9,8 s	9,8 s
Forward swiveling	5,3 s	5,3 s	5,6 s	8,1 s
Reverse swiveling	4,0 s	4,0 s	4,3 s	5,3 s

## ENGINE

Machine model	HERCULES 100.10	HERCULES 120.10	HERCULES 190.10	HERCULES 210.10
Brand	FPT	FPT	FPT	FPT
Nominal power	168 HP (125 kW)	168 HP (125 kW)	168 HP (125 kW)	168 HP (125 kW)
@rpm	2200 rpm	2200 rpm	2200 rpm	2200 rpm
Peak power	173 HP (129 kW)	173 HP (129 kW)	173 HP (129 kW)	173 HP (129 kW)
@rpm	1900 rpm	1900 rpm	1900 rpm	1900 rpm
Operation	4-stroke	4-stroke	4-stroke	4-stroke
Injection	Electronic, Common Rail	Electronic, Common Rail	Electronic, Common Rail	Electronic, Common Rail
Number and arrangement of cylinders	4, Vertical in line	4, Vertical in line	4, Vertical in line	4, Vertical in line
Displacement	274 in <sup>3</sup> (4485 cm <sup>3</sup> )	274 in <sup>3</sup> (4485 cm <sup>3</sup> )	274 in <sup>3</sup> (4485 cm <sup>3</sup> )	274 in <sup>3</sup> (4485 cm <sup>3</sup> )
Consumption	342,16 lb/Hp h (208 g/kWh)	342,16 lb/Hp h (208 g/kWh)	342,16 lb/Hp h (208 g/kWh)	342,16 lb/Hp h (208 g/kWh)
@rpm	1900 rpm	1900 rpm	1900 rpm	1900 rpm
Emission standards	Stage IIIB/Tier 4i	Stage IIIB/Tier 4i	Stage IIIB/Tier 4i	Stage IIIB/Tier 4i
Exhaust gas treatment	SCR (AdBlue)	SCR (AdBlue)	SCR (AdBlue)	SCR (AdBlue)
Cooling system	Liquid	Liquid	Liquid	Liquid
Intake	Turbo compressor 16 valve	Turbo compressor 16 valve	Turbo compressor 16 valve	Turbo compressor 16 valve

## DIFFERENTIAL AXLES

Machine model	HERCULES 100.10	HERCULES 120.10	HERCULES 190.10	HERCULES 210.10
Axles type	2 steering, with 4 planetary reduction gears	2 steering, with 4 planetary reduction gears	2 steering, with 4 planetary reduction gears	2 steering, with 4 planetary reduction gears
Type of steering	4 wheels / transversal / 2 wheels	4 wheels / transversal / 2 wheels	4 wheels / transversal / 2 wheels	4 wheels / transversal / 2 wheels
Front axle	With transverse leveling (8° + 8°) with control in the cab and 45% self-locking differential	With transverse leveling (8° + 8°) with control in the cab and 45% self-locking differential	With transverse leveling (8° + 8°) with control in the cab	With transverse leveling (8° + 8°) with control in the cab
Rear axle	Swinging	Swinging	Swinging	Swinging
Service braking	Oil bath with servo brake on front and rear axle with double hydraulic system	Oil bath with servo brake on front and rear axle with double hydraulic system	Oil bath with servo brake on front and rear axle with double hydraulic system	Oil bath with servo brake on front and rear axle with double hydraulic system
Parking braking	Negative actuation with electrical control	Negative actuation with electrical control	Negative actuation with electrical control	Negative actuation with electrical control

## HYDRAULIC SYSTEM

Machine model	HERCULES 100.10	HERCULES 120.10	HERCULES 190.10	HERCULES 210.10
Hydraulic pump type	"Load Sensing" variable flow pump for boom movements. Gear pump for power steering drive and for the cooling fan	"Load Sensing" variable flow pump for boom movements. Gear pump for power steering drive and for the cooling fan	"Load Sensing" variable flow pump for boom movements. And power steering. Gear pump for cooling fan operation	"Load Sensing" variable flow pump for boom movements. And power steering. Gear pump for cooling fan operation
Hydraulic pump capacity	42,3 gal/min (160 L/min)	42,3 gal/min (160 L/min)	44,9 gal/min (170 L/min)	44,9 gal/min (170 L/min)
Max. operating pressure	4351 psi (30,0 MPa)	4351 psi (30,0 MPa)	5076 psi (35,0 MPa)	5076 psi (35,0 MPa)
Distributor control	4in1 proportional Joystick	4in1 proportional Joystick	4in1 proportional Joystick	4in1 proportional Joystick

## REFUELING

Machine model	HERCULES 100.10	HERCULES 120.10	HERCULES 190.10	HERCULES 210.10
Hydraulic system (total)	64,99 gal (246,0 L)	64,99 gal (246,0 L)	64,99 gal (246,0 L)	64,99 gal (246,0 L)
Diesel tank	54,68 gal (207,0 L)	54,68 gal (207,0 L)	54,68 gal (207,0 L)	54,68 gal (207,0 L)
AdBlue tank	7,93 gal (30,0 L)	7,93 gal (30,0 L)	7,93 gal (30,0 L)	7,93 gal (30,0 L)

## TRANSMISSION

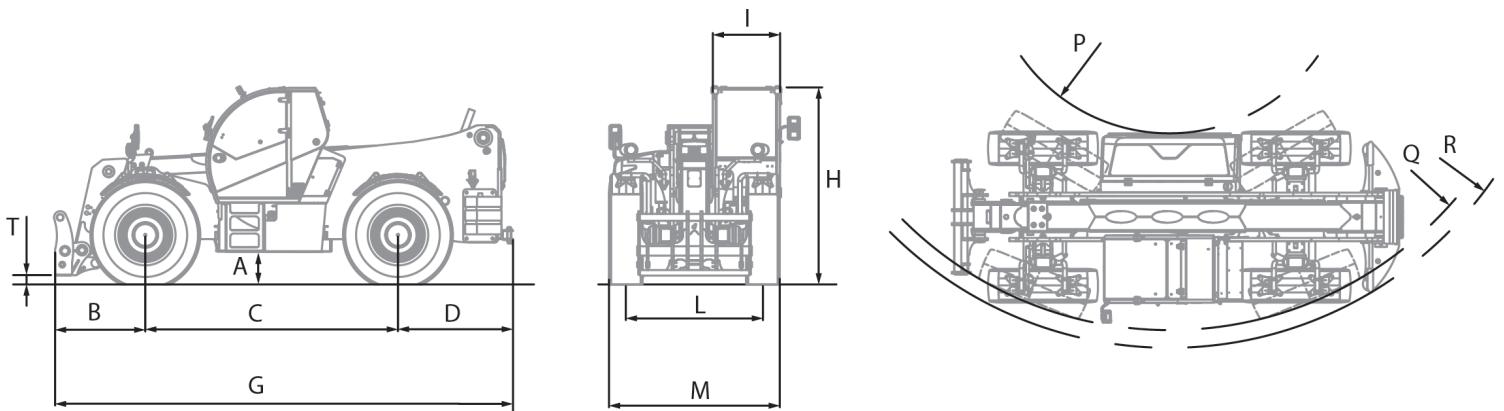
Machine model	HERCULES 100.10	HERCULES 120.10	HERCULES 190.10	HERCULES 210.10
Transmission type	Hydrostatic with variable flow pump	Hydrostatic with variable flow pump	Hydrostatic with variable flow pump	Hydrostatic with variable flow pump
Hydraulic motor	Hydrostatic with continuous automatic adjustment	Hydrostatic with continuous automatic adjustment	Hydrostatic with continuous automatic adjustment	Hydrostatic with continuous automatic adjustment
Reversal	Electro-Hydraulic	Electro-Hydraulic	Electro-Hydraulic	Electro-Hydraulic
Inching	With hydraulic pedal for controlled forward movement	With hydraulic pedal for controlled forward movement	With hydraulic pedal for controlled forward movement	With hydraulic pedal for controlled forward movement
Transmission gearbox	Servocontrolled 2-speed	Servocontrolled 2-speed	Servocontrolled 2-speed	Servocontrolled 2-speed
Differential	-	-	100% lockable	100% lockable

## TIRES

Machine model	HERCULES 100.10	HERCULES 120.10	HERCULES 190.10	HERCULES 210.10
Standard tires	17.5x25"	17.5x25"	20.5R25"	23.5R25"
Optional tires	17.5R25"	17.5R25"	23.5R25"	-

## DIMENSIONS

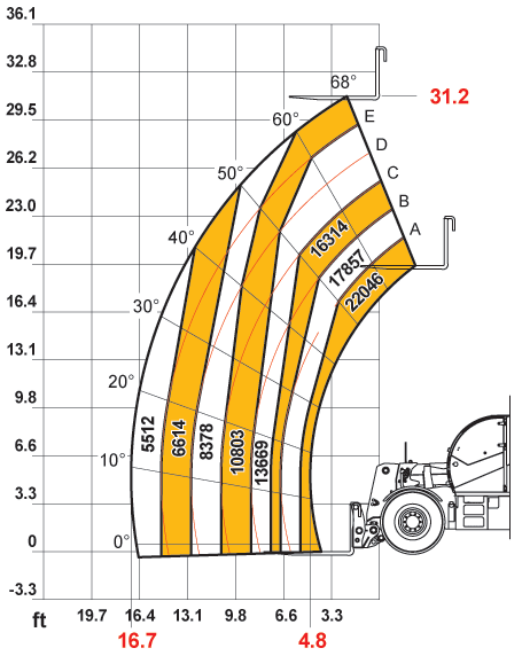
Machine model	HERCULES 100.10	HERCULES 120.10	HERCULES 190.10	HERCULES 210.10
A	19,3 in (490 mm)	19,3 in (490 mm)	20,9 in (530 mm)	20,9 in (530 mm)
B	50 in (1270 mm)	50 in (1270 mm)	52 in (1320 mm)	52 in (1320 mm)
C	129,9 in (3300 mm)	129,9 in (3300 mm)	151,6 in (3850 mm)	151,6 in (3850 mm)
D	58,3 in (1480 mm)	58,3 in (1480 mm)	64,2 in (1630 mm)	64,2 in (1630 mm)
G	238,2 in (6050 mm)	238,2 in (6050 mm)	267,7 in (6800 mm)	267,7 in (6800 mm)
H	113,8 in (2890 mm)	113,8 in (2890 mm)	115,4 in (2930 mm)	115,4 in (2930 mm)
I	38,6 in (980 mm)	38,6 in (980 mm)	38,6 in (980 mm)	38,6 in (980 mm)
L	77,8 in (1975 mm)	77,8 in (1975 mm)	80,5 in (2045 mm)	80,5 in (2045 mm)
M	95,3 in (2420 mm)	95,3 in (2420 mm)	106,3 in (2700 mm)	106,3 in (2700 mm)
P	58,3 in (1480 mm)	58,3 in (1480 mm)	139 in (3530 mm)	139 in (3530 mm)
Q	171,3 in (4350 mm)	171,3 in (4350 mm)	255,9 in (6500 mm)	255,9 in (6500 mm)
R	180,3 in (4580 mm)	180,3 in (4580 mm)	255,9 in (6500 mm)	255,9 in (6500 mm)
T	5,3 in (134 mm)	5,3 in (134 mm)	7,1 in (181 mm)	7,1 in (181 mm)



MAX 22046 lb

24 in

DOCDI000054I

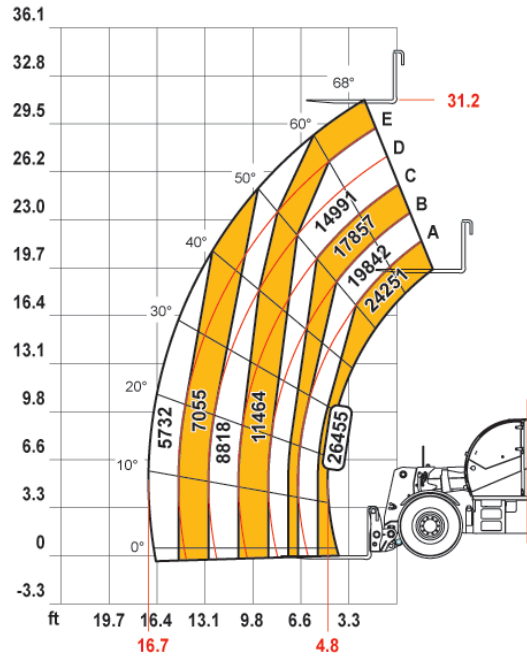


100.10

MAX 26455 lb

24 in

DOCDI0000615

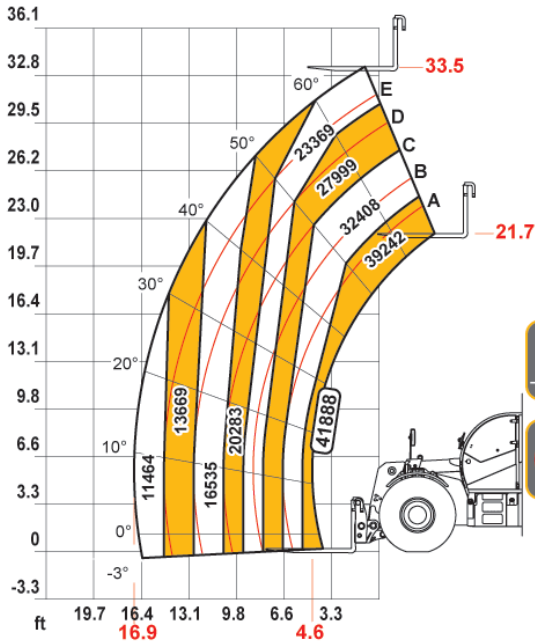


120.10

MAX 41888 lb

24 in

DOCDI0000618

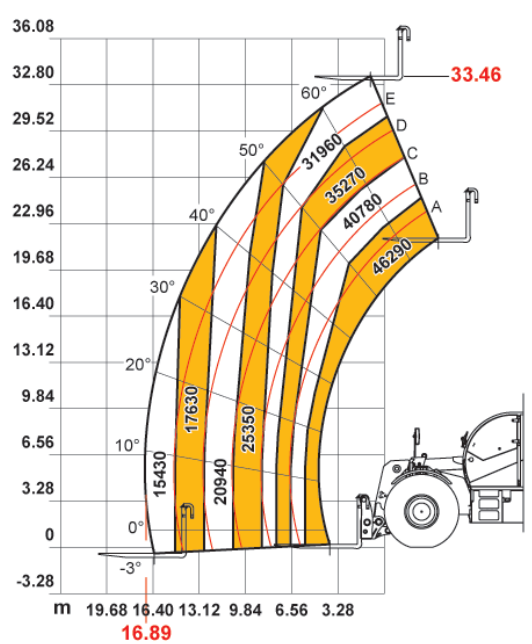


190.10

MAX 46290 lb

24 in

AXBI452/550



210.10

Headquarters: 5500 Nafex Way Suite 3, Fort Worth, TX 76131

P: 214-227-2448 - F: 412.458.1084 - website: www.dieci-americas.com

SKT Hercules - Dieci Americas -UK | v. 1.3